

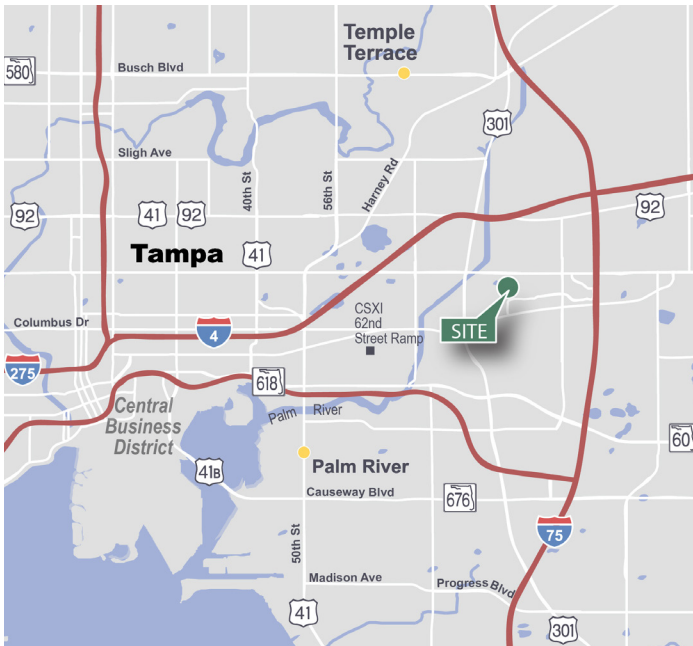
Up to 81,298 SF

Industrial Space For Lease



Prologis Tampa

3608 Queen Palm Drive
Tampa, FL 33619 USA



LOCATION

- Less than 2 miles to Interstate 75
- Less than 3 miles to I-4
- 8.7 miles to Port of Tampa Bay
- 16.4 miles to Tampa International Airport
- 25.5 miles to St. Pete-Clearwater International Airport

FACILITY

- 81,298 SF building
- Built in 1998
- Rear loading
- 24' clear height
- 155' building depth
- 40'-4" x 40' column spacing (typical)
- 171' shared truck court
- 5.0 / 1,000 SF parking
- ESFR fire sprinkler system

SUITE A

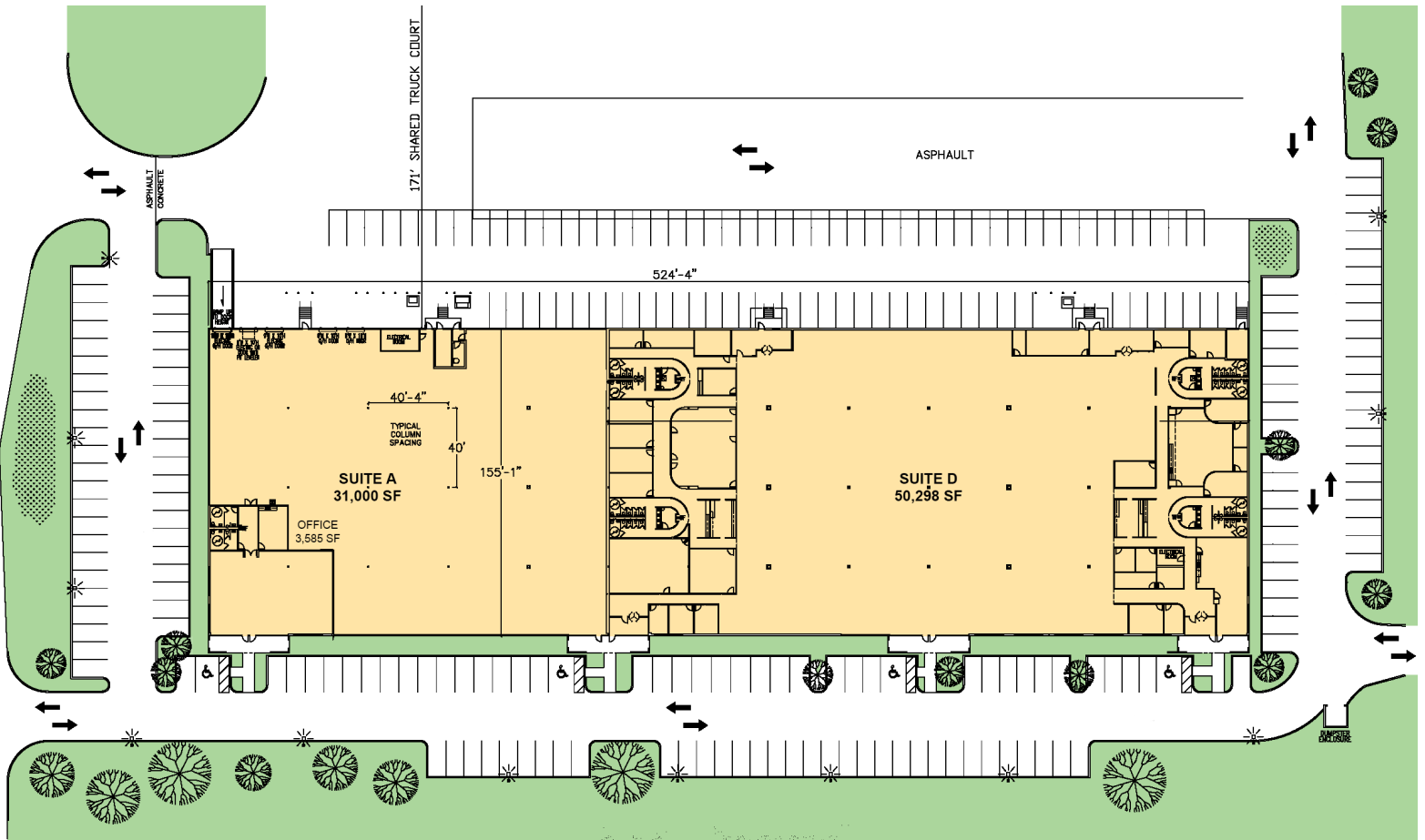
- 31,000 SF available
- 3,585 SF of office
- Four 9' x 10' dock doors
- One drive-in door

SUITE D

- 50,298 SF available
- 50,298 SF of office

Up to 81,298 SF

Industrial Space For Lease



- LEGEND**
- AVAILABLE
 - LEASED
 - DOCK DOOR
 - DRIVE-IN DOOR

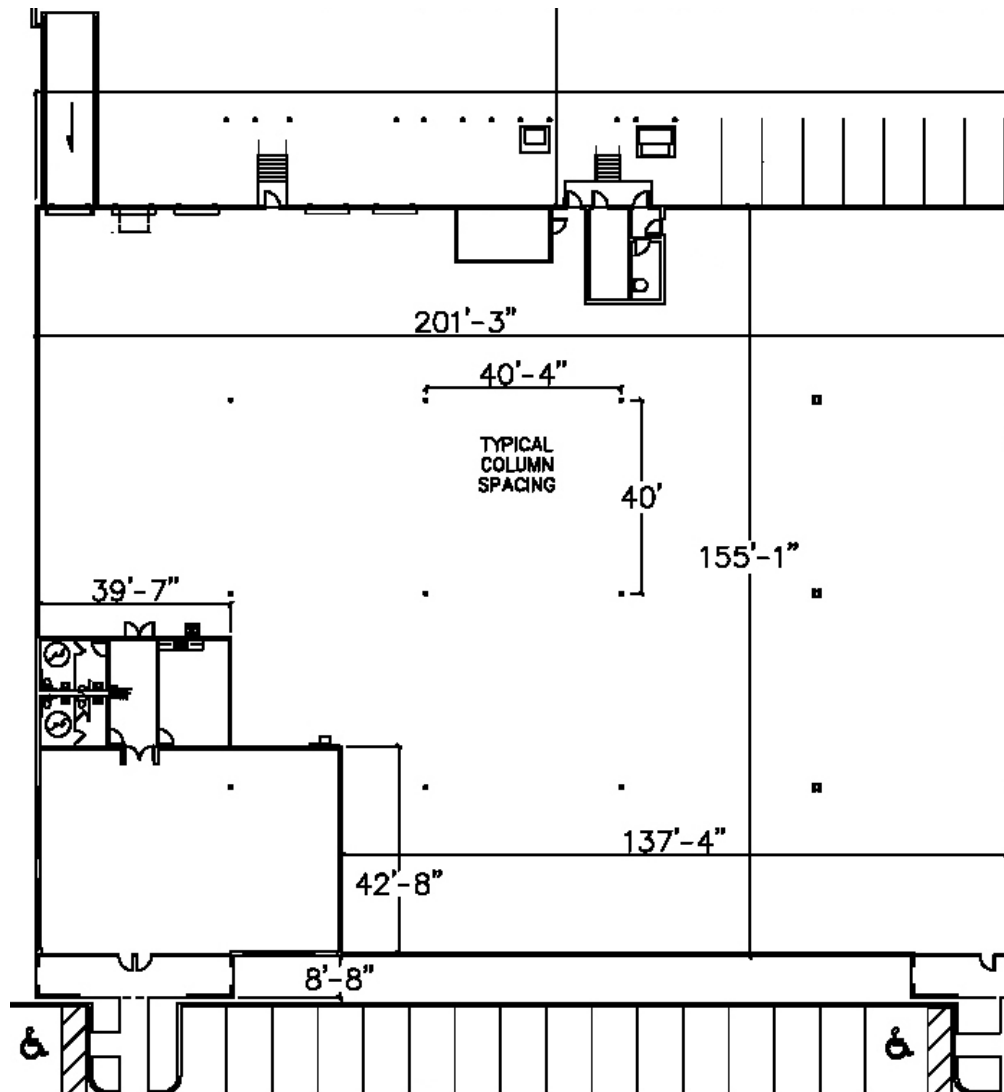


CBRE, Inc.,
Licensed Real Estate Broker

CBRE, Inc.
Kris Courier
kris.courier@cbre.com
+1 813.273.8442 phone
101 E. Kennedy Boulevard, Suite 1500
Tampa, FL 33602 USA

No warranty or representation, expressed or implied, is made as to the accuracy of the information contained herein, and same is submitted subject to error and omissions.

www.prologis.com

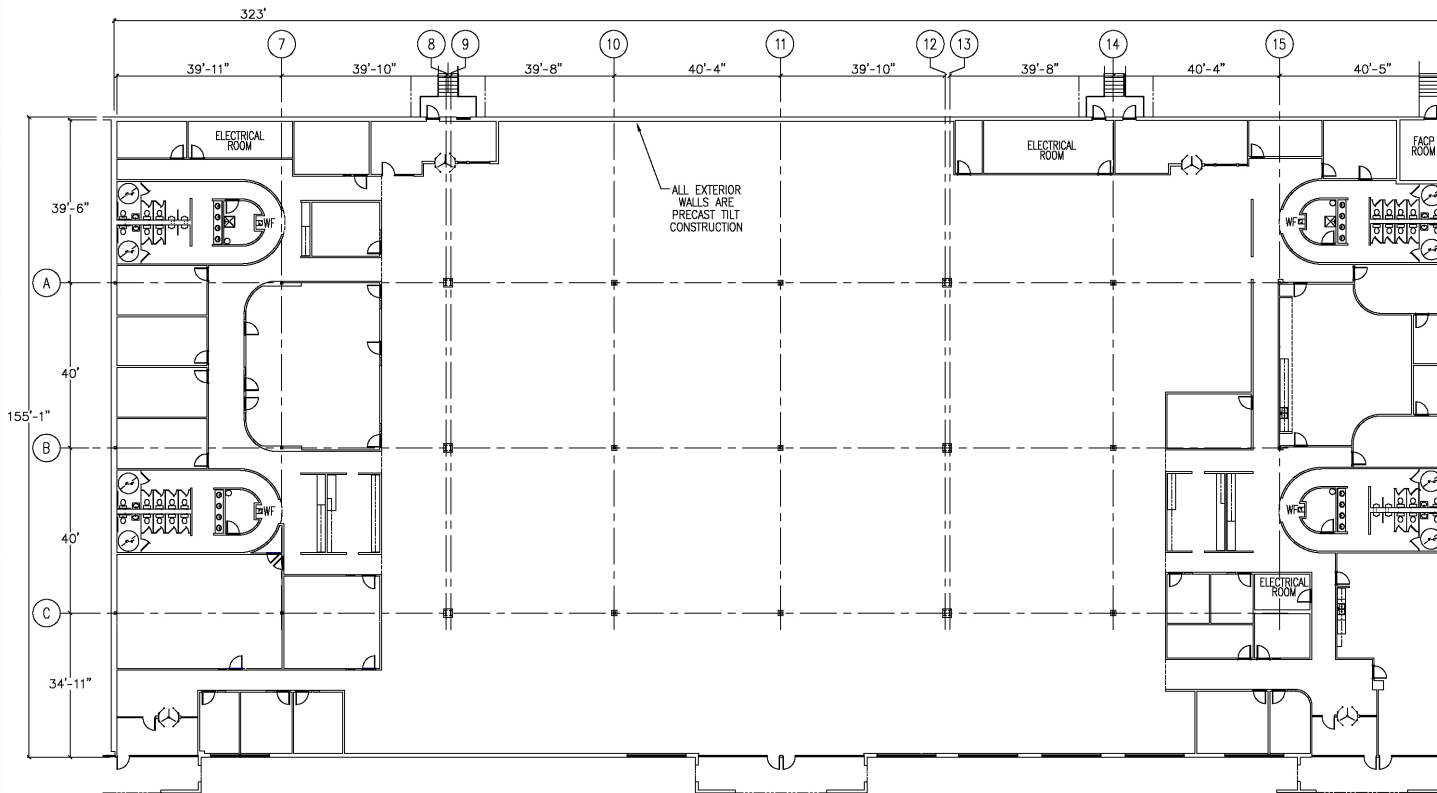


Prologis Tampa

3608 Queen Palm Drive, Suite A
Tampa, FL 33619 USA

OFFICE:	3,585 SF
WAREHOUSE:	27,415 SF
TOTAL:	31,000 SF

9' X 10' DOCK DOORS:	4
DRIVE-IN DOOR:	1



Prologis Tampa

3608 Queen Palm Drive, Suite D
Tampa, FL 33619 USA

OFFICE:	50,298 SF
WAREHOUSE:	0 SF
TOTAL:	50,298 SF